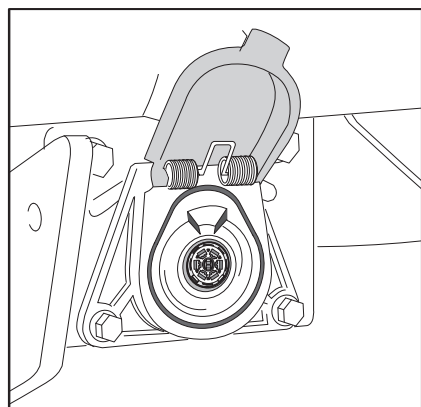
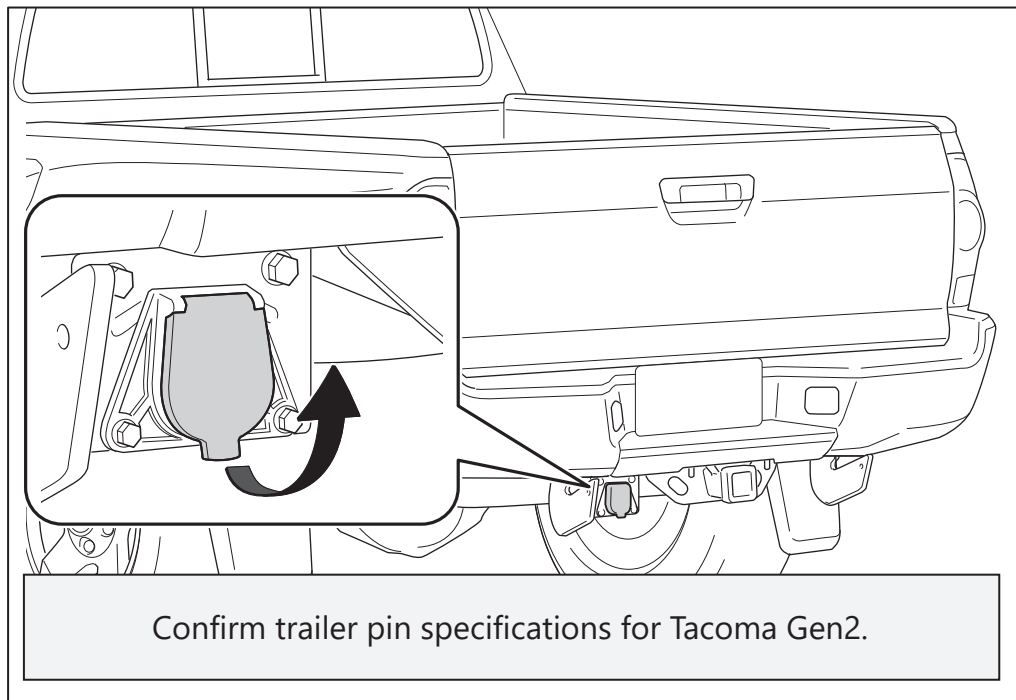


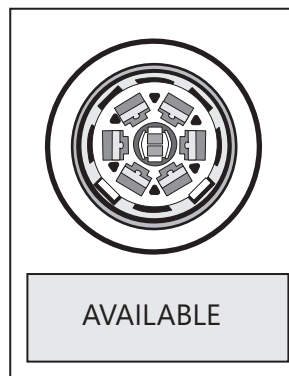
2015 and Older of Tacoma Gen2

To ensure proper trailer connection, confirm compatibility by checking your trailer pin specifications.

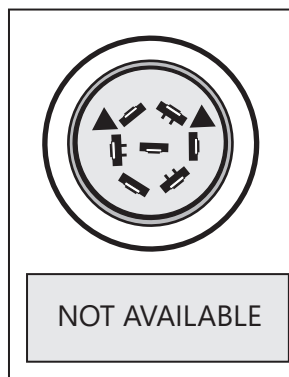


Instructions:

Open the trailer wiring hatch located near the rear bumper. Visually compare your vehicle's trailer pin connector to the images below:



- If your pin connector matches the image, your vehicle supports the **standard 7-pin round connector** – fitment is **AVAILABLE**.



- If your trailer requires the **alternative configuration shown on the left**, this is **-NOT AVAILABLE** on Tacoma Gen2 models.

Confirm the connector type before attempting installation or towing to prevent electrical mismatches or functionality issues.

CUSTOMER SUPPORT

Feel free to contact us using the link below for product inquiries or installation support.

OPT7 SUPPORT TEAM: <https://www.opt-7.com/pages/customer-support>